

## Chords (Part 2)

So far we have looked at how we can use some chord formations to play other chords by moving them further up the fretboard. We will now look at how we can move fairly easily between chords using these barre chords. We will start by looking at some of the main chords we can play by barring on each of the frets between 2 and 5.

### Barre on Fret 2:

<b>Bm</b>	<b>B</b>	<b>B7</b>	<b>Bm7/D6</b>	<b>D</b>	<b>D7</b>	<b>G</b>	<b>Em</b>
B D F# B	B D# F# B	A D# F# B	A D F# B	A D F# D	A D F# C	B D G B	B E G B

### Barre on Fret 3:

<b>Cm</b>	<b>C</b>	<b>C7</b>	<b>Cm7</b>	<b>D#</b>	<b>D#7</b>	<b>G#</b>	<b>Fm</b>
C D# G C	C E G C	A# E G C	A# D# G C	A# D# G D#	A# D# G C#	C D# G# C	C F G# C

### Barre on Fret 4:

<b>C#m</b>	<b>C#</b>	<b>G#7</b>	<b>E6</b>	<b>E</b>	<b>E7</b>	<b>A</b>	<b>F#m</b>
C# E G# C#	C# F G# C#	B F G# C#	B E G# C#	B E G# E	B E G# D	C# E A C#	C# F# A C#

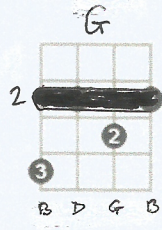
### Barre on Fret 5:

<b>Dm</b>	<b>D</b>	<b>D7</b>	<b>Dm7/F6</b>	<b>F</b>	<b>F7</b>	<b>A#</b>	<b>Gm</b>
D F A D	D F# A D	C# A D	C F A D	C F A F	C F A D#	D F A# D	D G A# D

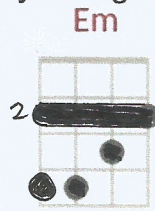
You should now be able to work out which chords you can play as you move even further along the fretboard.

We will now look at common groupings of chords, and how to easily change chords using barre chords.

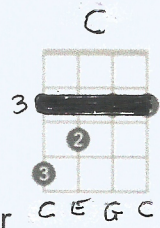
We have previously seen that many songs use 4 related chords. In the key of C these chords are C, Am, F, & G; in G they are G, Em, C, & D; in F they are F, Dm, Bb, & C. The fingering for the chords in F are the ones we will use as we saw in Part 1.




So starting with **G** you can easily change to Em by placing your little finger behind



your ring finger on fret 4 of the C string. **Em** To move on to C, move the barre up one



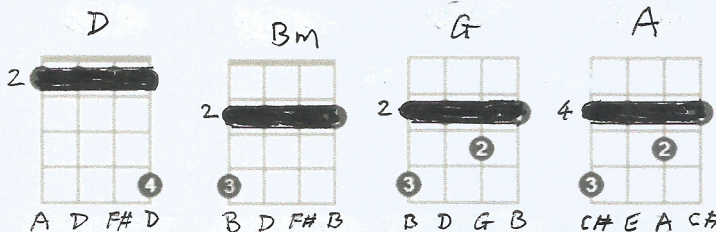
fret, and move your middle finger across to the C string and lift your little finger



then move up 2 more frets to fret 5 to play D.

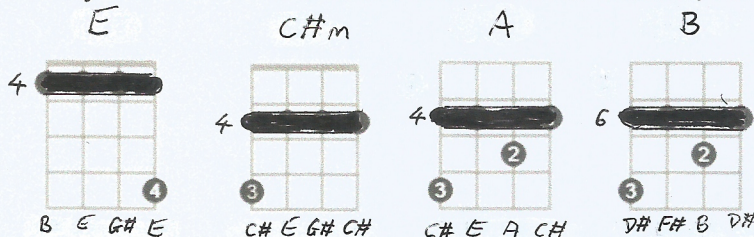
We can move the chords up 2 more frets with the barre on fret 4 to play the same sequence in the key of A. The chords become A, F#m, D, & E

Now we will look at chords we use to play the same sequence in D. The chords in D are D,



**Bm, G, & A.** From D lift little finger & place ring finger for Bm. Add middle finger for G, then move whole chord up 2 frets for A.

Moving these chords up 2 frets enables us to play the sequence in the key of E. We rarely play songs in the key of E because it is too difficult on a ukulele, However, this makes it



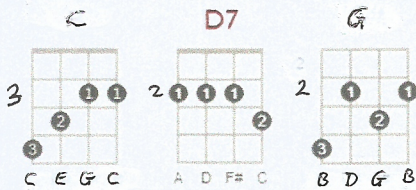
easier for us.

We now need to practice some of these chords, and attached are a couple of songs to help.

# Mockingbird

(Inez & Charlie Foxx)

(Additional Lyrics by Carly Simon & James Taylor)



Intro: [G] [G] [G] [G]

[G] Mock king bird Yeah Mockingbird  
 [G] Everybody, have you heard,  
 [D7] I'm gonna buy her a mockingbird.  
 [D7] And if that mock-ing-bird won't sing,  
 [G] I'm gonna buy her a diamond ring.  
 And [C] if that dia-mond ring won't shine,  
 [G] Shure it's gonna break this heart of mine.  
 And that's [D7] why, I keep on tellin' everybody, sayin'  
 [D7!] [D7!] Wo,Wo,Wo, Wo,Wo,Wo, Wo,Wo,Wo, Wo, Wo.

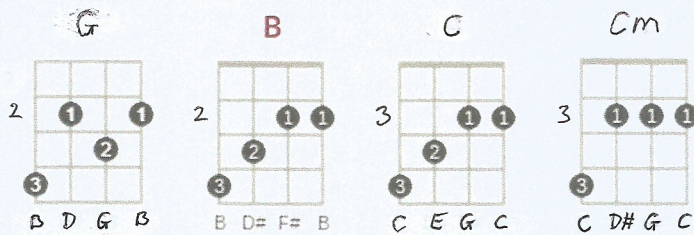
[G] Hear me now, and un-der-stand,  
 [D7] It's gonna find me some peace of mind  
 [D7] And if that peace of mind won't stay  
 [G] I'm gonna find myself a be-tter way  
 And [C] if that be-tter, way ain't so  
 [G] I'll ride with the tide and go with the flow  
 And that's [D7] why, you know why, I keep, shoutin' in your ear y'all  
 [D7!] [D7!] No, No, No, No, No, No, No, No, No, No! No!

Instrumental verse: [G] [G] [D7] [D7]  
 [D7] [D7] [G] [G]  
 [C] [C] [G] [G]  
 [D7] [D7] [G/] [D7/] [G!] [G!] [G!] [G!]

# Creep

(Thom Yorke)

(with Albert Hammond & Mike Hazlewood)



Intro: **[G] [B] [C] [Cm]**

When you were here be**[G]**fore, couldn't look you in the **[B]** eye  
You're just like an **[C]** angel, your skin makes me **[Cm]** cry  
You float like a **[G]** feather in a beautiful **[B]** world  
I wish I was **[C]** special  
You're so very **[Cm]** special

But I'm a **[G]** creep, I'm a **[B]** weirdo  
What the hell am I doin' **[C]** here?  
I don't be**[Cm]**long here

I don't care if it **[G]** hurts, I wanna have con**[B]**trol  
I want a perfect **[C]** body, I want a perfect **[Cm]** soul  
I want you to **[G]** notice when I'm not a**[B]**round  
You're so very **[C]** special  
I wish I was **[Cm]** special

But I'm a **[G]** creep I'm a **[B]** weirdo  
What the hell am I doin' **[C]** here?  
I don't be**[Cm]**long here oh oh  
**[G]** She's running out a**[B]**gain **[C]** she's running out  
She **[Cm]** run run run ru**[G]**n **[B]** **[C]** run **[Cm]**

Whatever makes you **[G]** happy, whatever you **[B]** want  
You're so very **[C]** special  
I wish I was **[Cm]** special  
But I'm a **[G]** creep I'm a **[B]** weirdo  
What the hell am I doin' **[C]** here?  
I don't be**[Cm]**long here  
I don't be**[G]**long here